
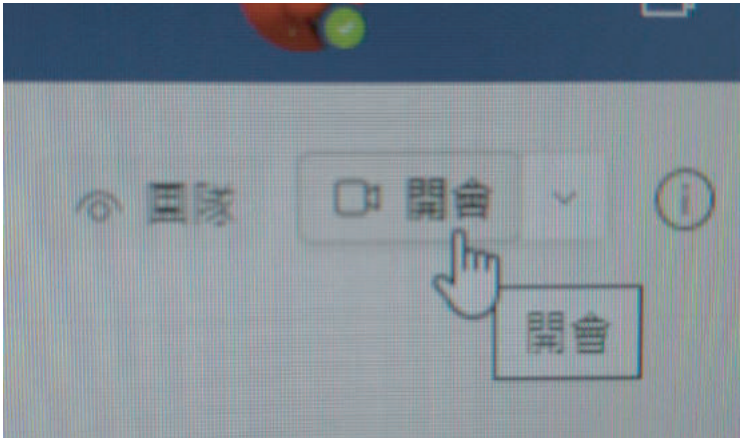
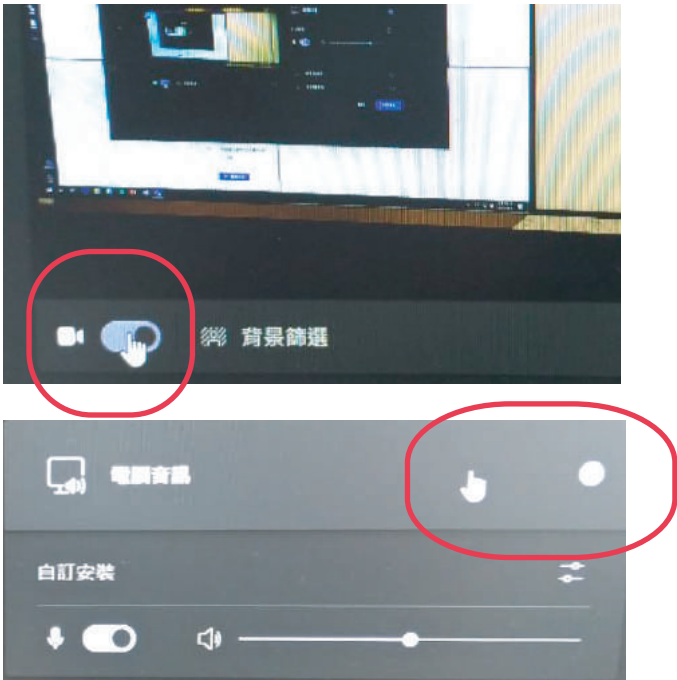


教研大樓303教室-使用Teams上課

步驟	圖示	說明
1.		<p>(1) 開機後點選桌面上 Teams</p> <p>(2) 進入後登錄帳號</p>
2.		<p>(3) 點選進入課程團隊</p> <p>(4) 按開會按鈕</p>
3.		<p>(5) 確認開會使用音訊 點選電腦音訊</p> <p>(6) 打開攝像鏡頭</p> <p>(7) 加入會議</p> <p>★ 需使用本教室內麥克風</p>

教研大樓303教室-使用Teams上課

步驟	圖示	說明
4.	 A large television screen in a classroom displaying a Microsoft Teams meeting interface. The screen shows a grid of video thumbnails, a central whiteboard area, and a bottom toolbar with various meeting controls. The interface is dark-themed with blue accents.	<p>(7) 進入會議後 電視螢幕成功顯示 攝影機抓取畫面</p>  A small, dark-colored ceiling-mounted camera with a lens and a small light indicator, used for capturing the meeting content from the television screen.